

Dynasyst Orfitube™

GENERAL PRODUCT INFORMATION

Orfitube is a thermoplastic tube intended for the fabrication of dynamic hand orthoses with outrigger and braided elastic. The tubes guide and protect the elastic and also, serve as direction pulley. The Orfitube Ends are metal caps with rounded edges to reduce the friction of the elastic. The Single Orfitube Adjuster is a synthetic fixation ring with fastening plate that makes it possible to adjust the position of the tube to the orthosis.

PRODUCT RANGE

The Orfitubes have a length of 33 cm, an external diameter of 6,5 mm and an internal diameter of 3,3 mm. Orfitube Ends are 8 mm long and conically shaped on one side, so that they can be perfectly clasped onto the tube. The Single Orfitube Adjuster consists of a synthetic ring, provided with an Allen screw for fixation of the tube and an anchor socle made of sticky Aquafit NS with stabilization ring at the back.

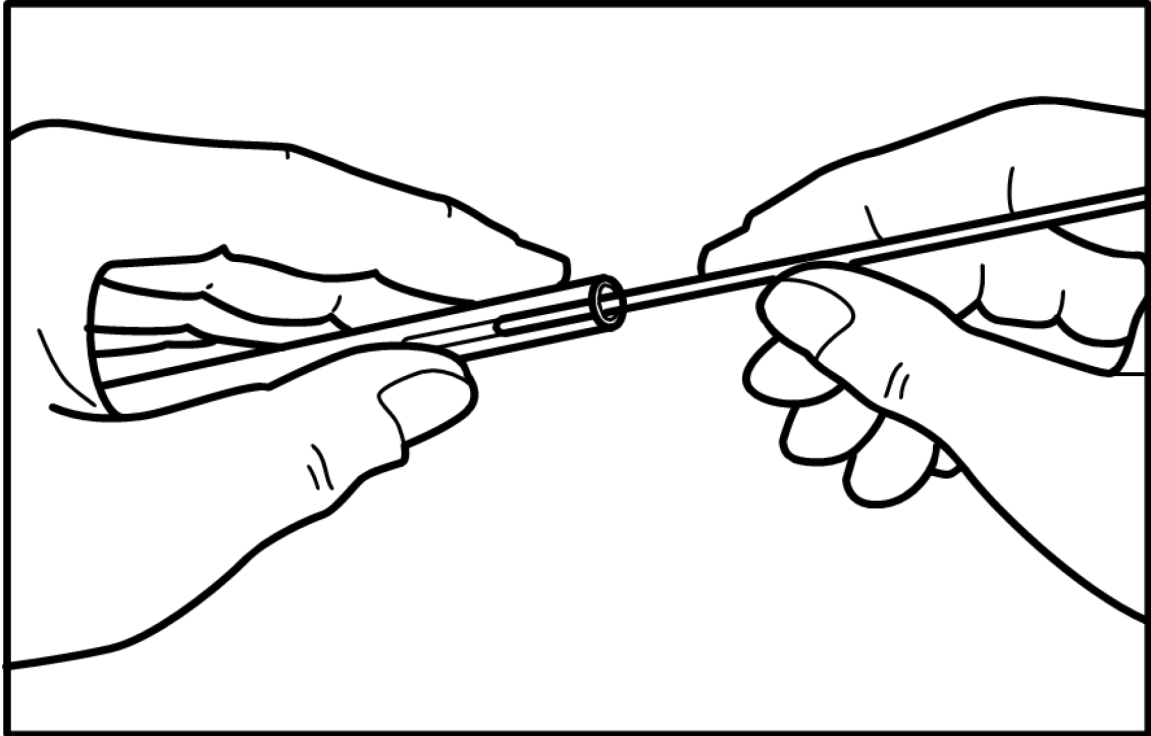
Article Number	Description 1 BC
35304	Single Orfitube™ Adjuster - 5 pcs
35305	Orfitube™ Adjuster Kit
35308	Orfitube™ Bending Tool
35310	Orfitubes™ - 10 pcs
35311	Orfitube™ Kit
35312	Orfitube™ Elastic Thread No.1 (200g) Small
35313	Orfitube™ Elastic Thread No.2 (400g) Medium
35314	Orfitube™ Elastic Thread No.3 (600g) Large
35315	Orfitube™ Polyester Monofilament Thread - 75m
35318	Orfitube™ Ends - 20 pcs

PRECAUTIONS BEFORE USE

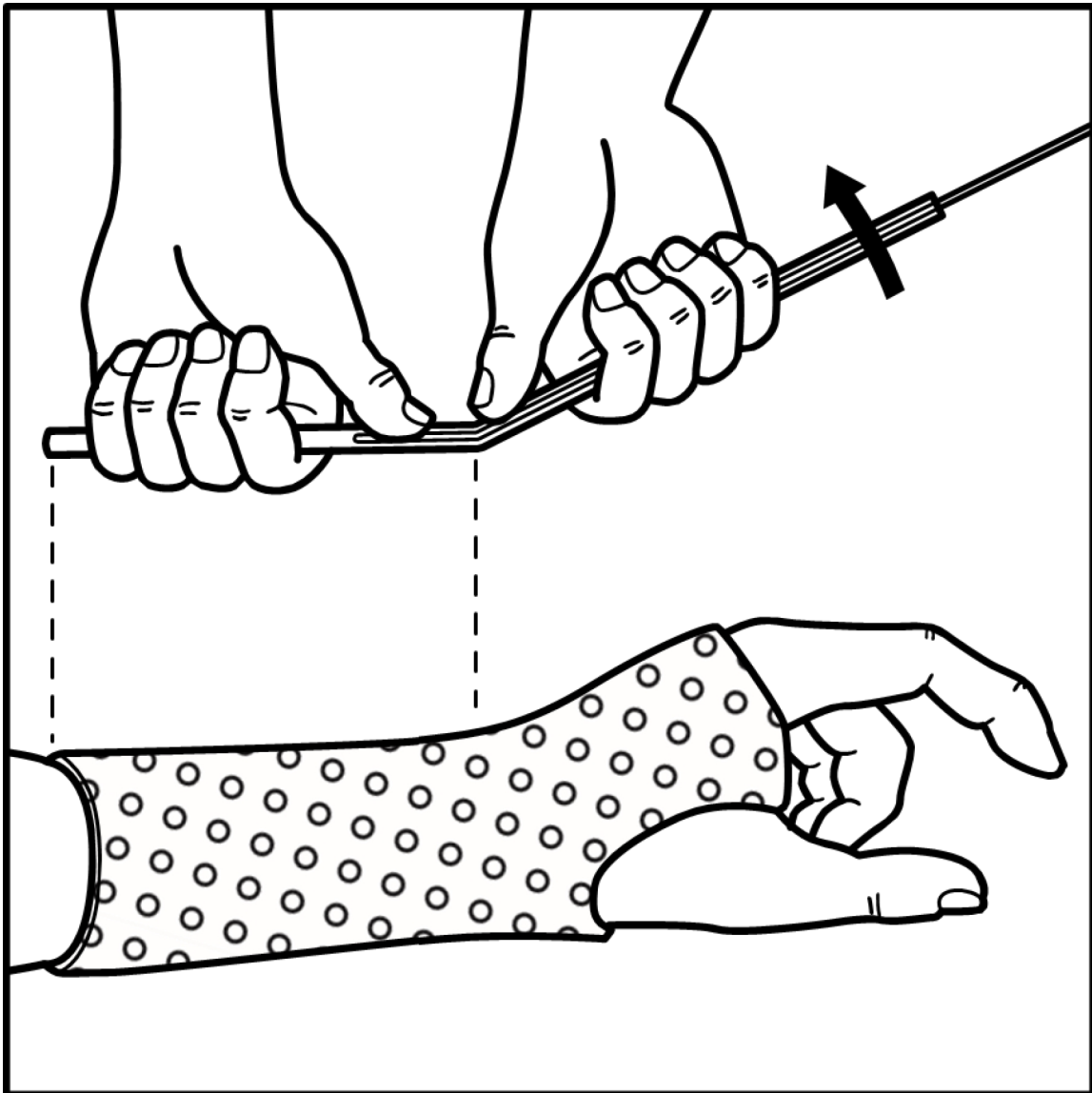
WORKING TECHNIQUE

Forming

Orfitube can be shaped while cold, providing the cavity is filled. This is the purpose of the provided nylon rod.



Insert the rod past the place where the tube has to be shaped (do not insert it completely into the tube) and bend the tube firmly.



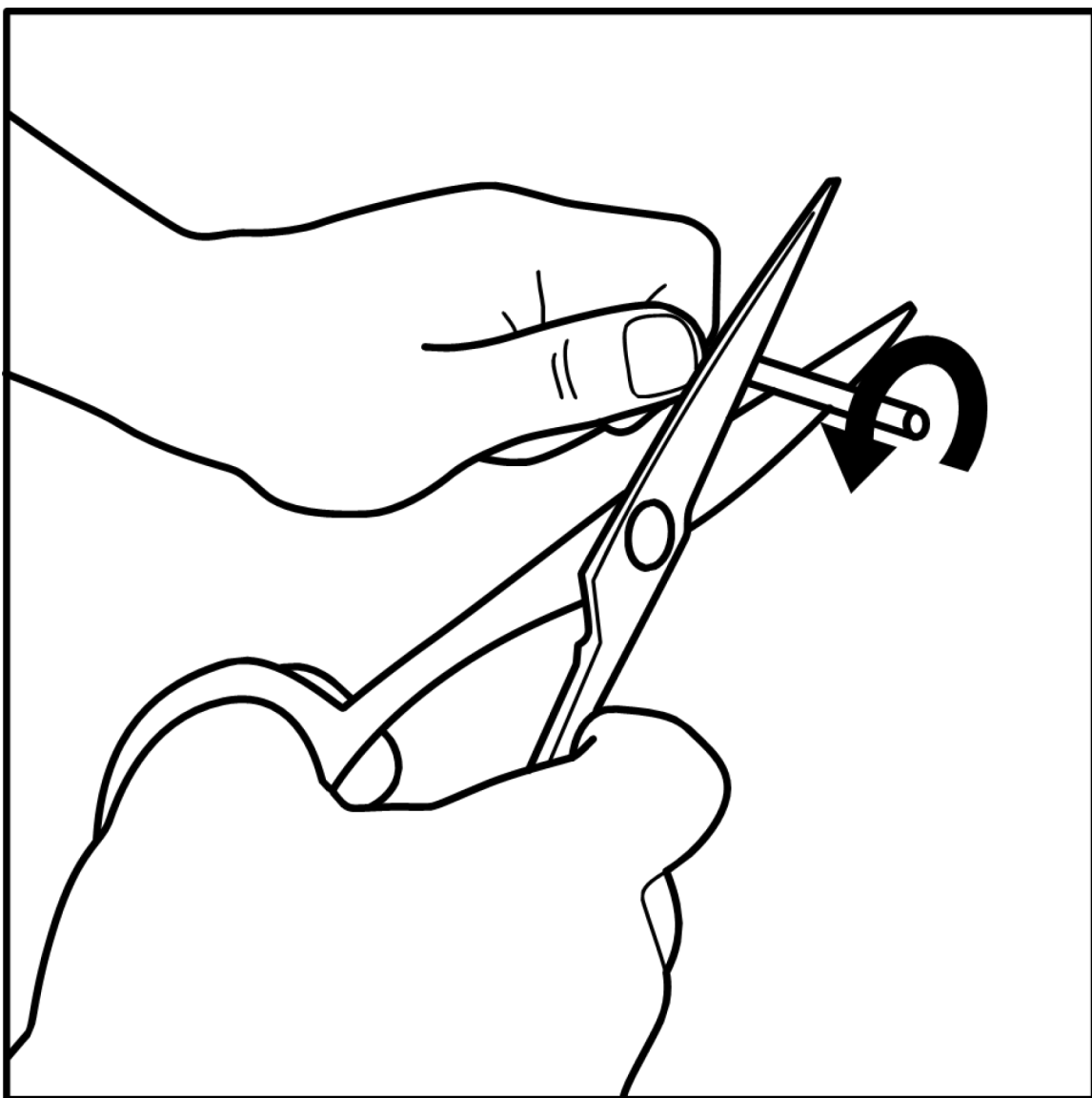
Remove the rod from the curve and if necessary, make a second, third, etc., curve in the same way.

When the curve needs to be straightened again, the best thing is to carefully heat the Orfitube with a heat gun (art. no. 35351) at 150°C (302°F) until the tube regains its original shape. Make sure the tube is heated uniformly by continuously turning it above the heat source. In the event of overheating, blisters appear reducing the rigidity drastically. At higher temperatures (250°C (482°F)) the material will decompose completely.


Remark: The tube can also be bent by heating it. In that event, also use the bending rod and take care not to overheat the tube.

Cutting at length

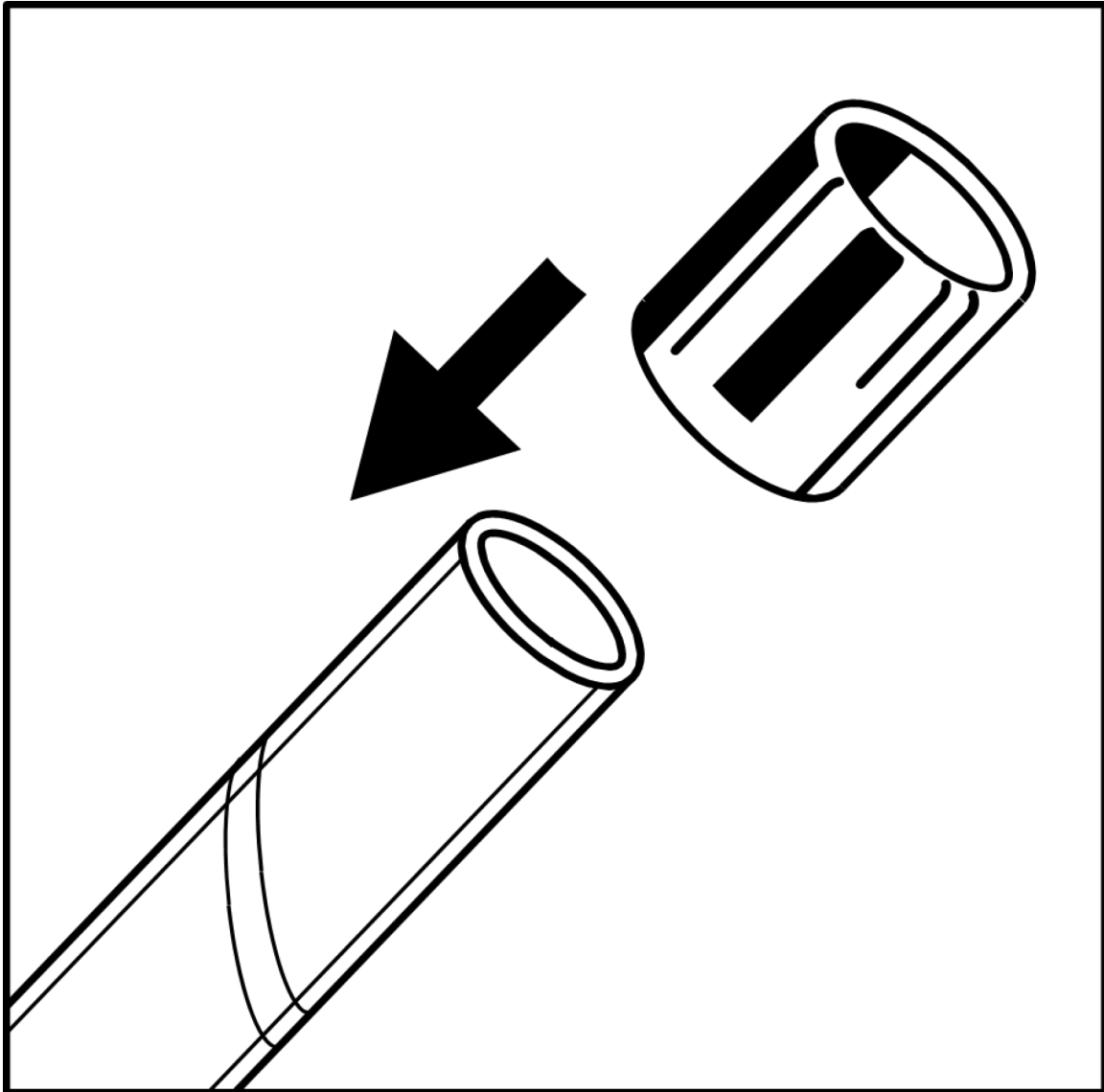
In order to cut the tube to length easily, score it... and snap it.



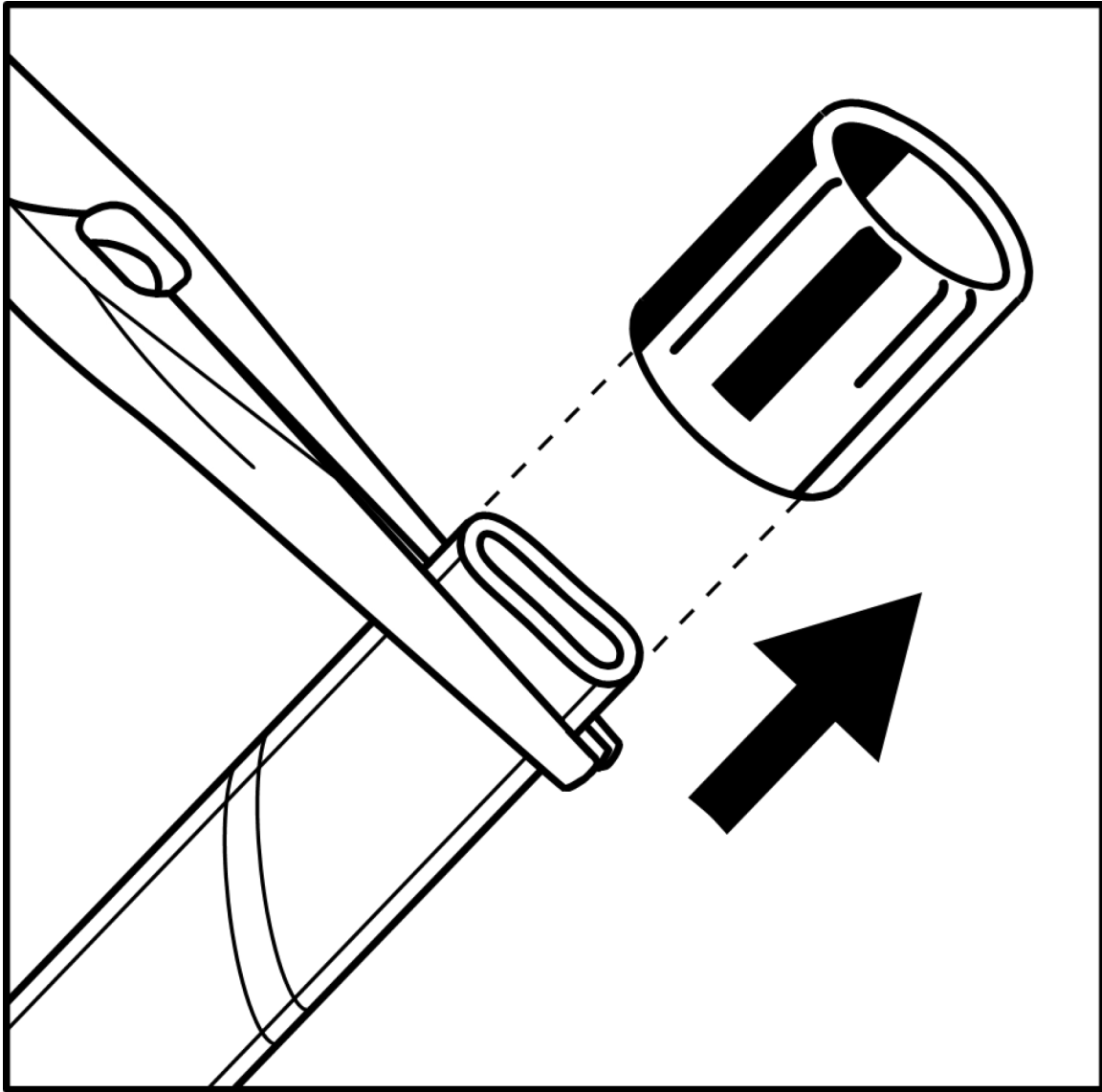
Place an Orfitube End (art. no. 35318) over the end to cover the tube's sharp edges. (Optional) If the Orfitube End is loose, you need to slightly flatten the end of the tube with a pair of pliers.



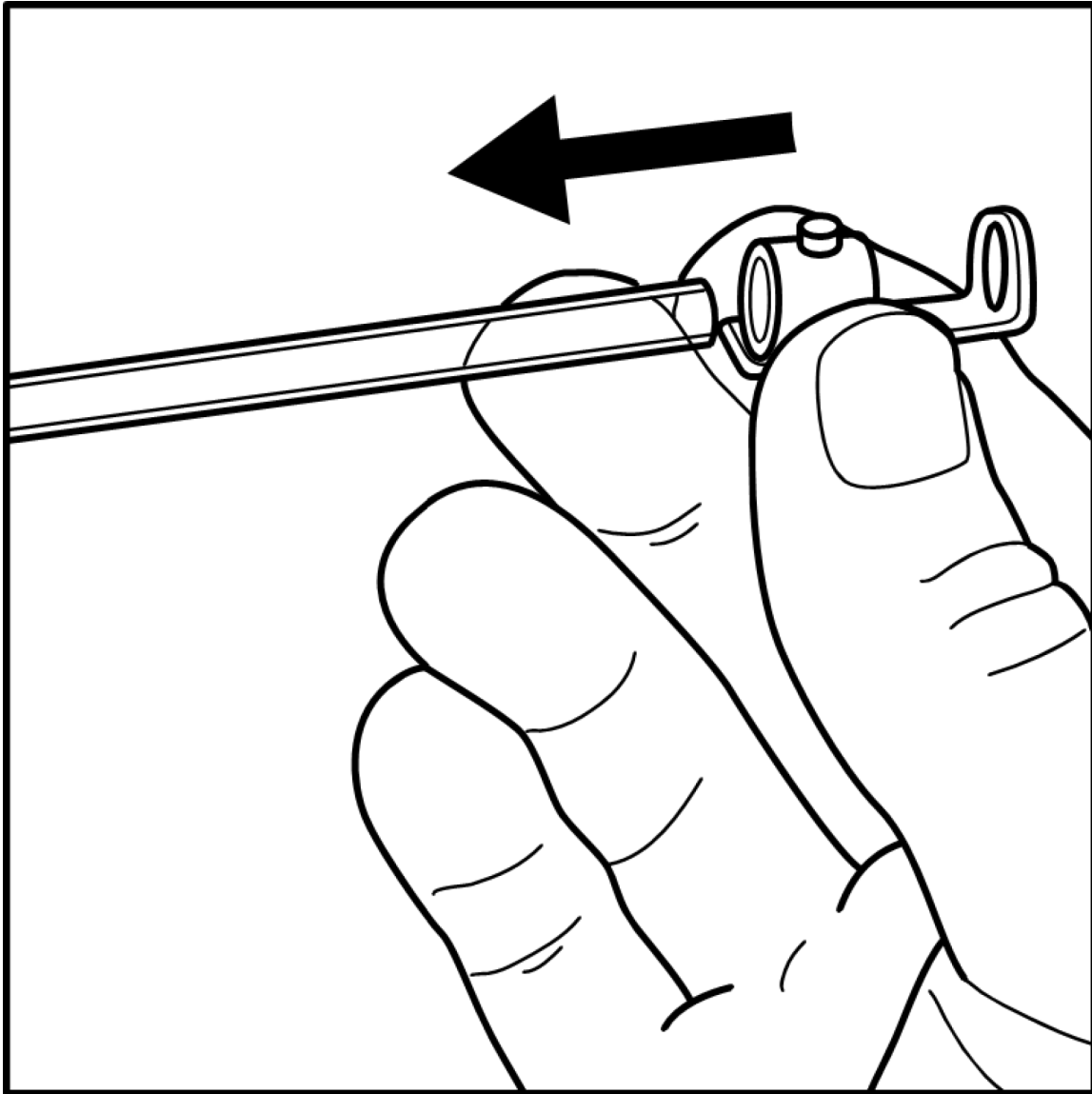
In case no Orfitube End is used, the tube must be bent 90° to avoid friction of the rubber band that will be inserted. If not available, smoothen the inner edge with a conical grinder or bend the tube in the direction of the elastic pull.



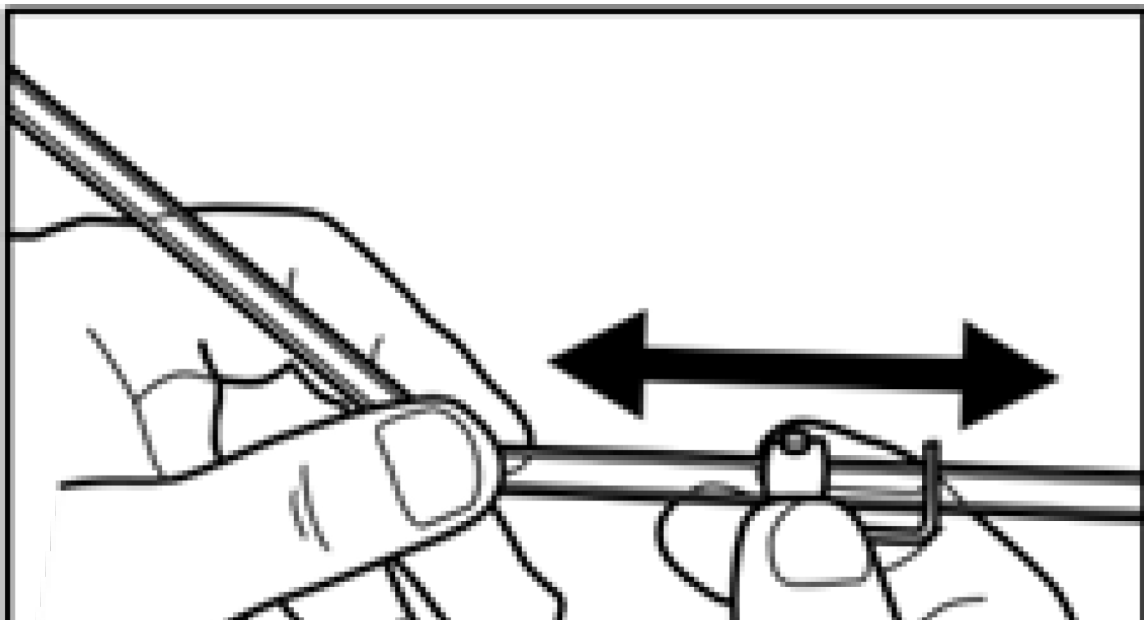
Attaching the single Orfitube adjuster to the orthosis (optional)

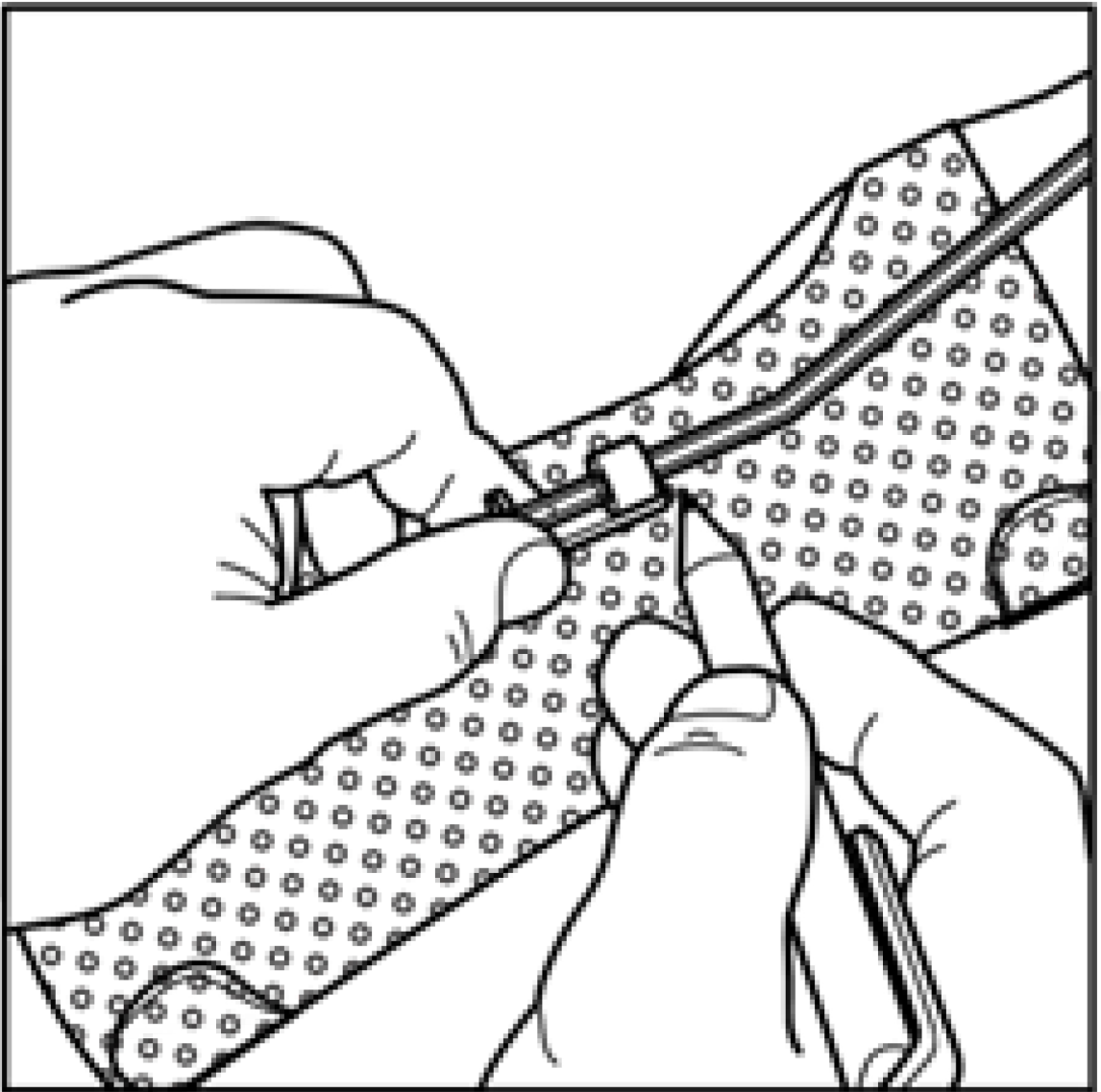


Slide the Single Orfitube Adjuster over the Orfitube.



With a marker (art. no. 35003W (white) or 35003B(black)) indicate the place on the orthosis where the adjuster has to be attached. Leave enough space to be able to slide the tube back and forth. Do not place the adjuster too close to a corner formation on the orthosis.



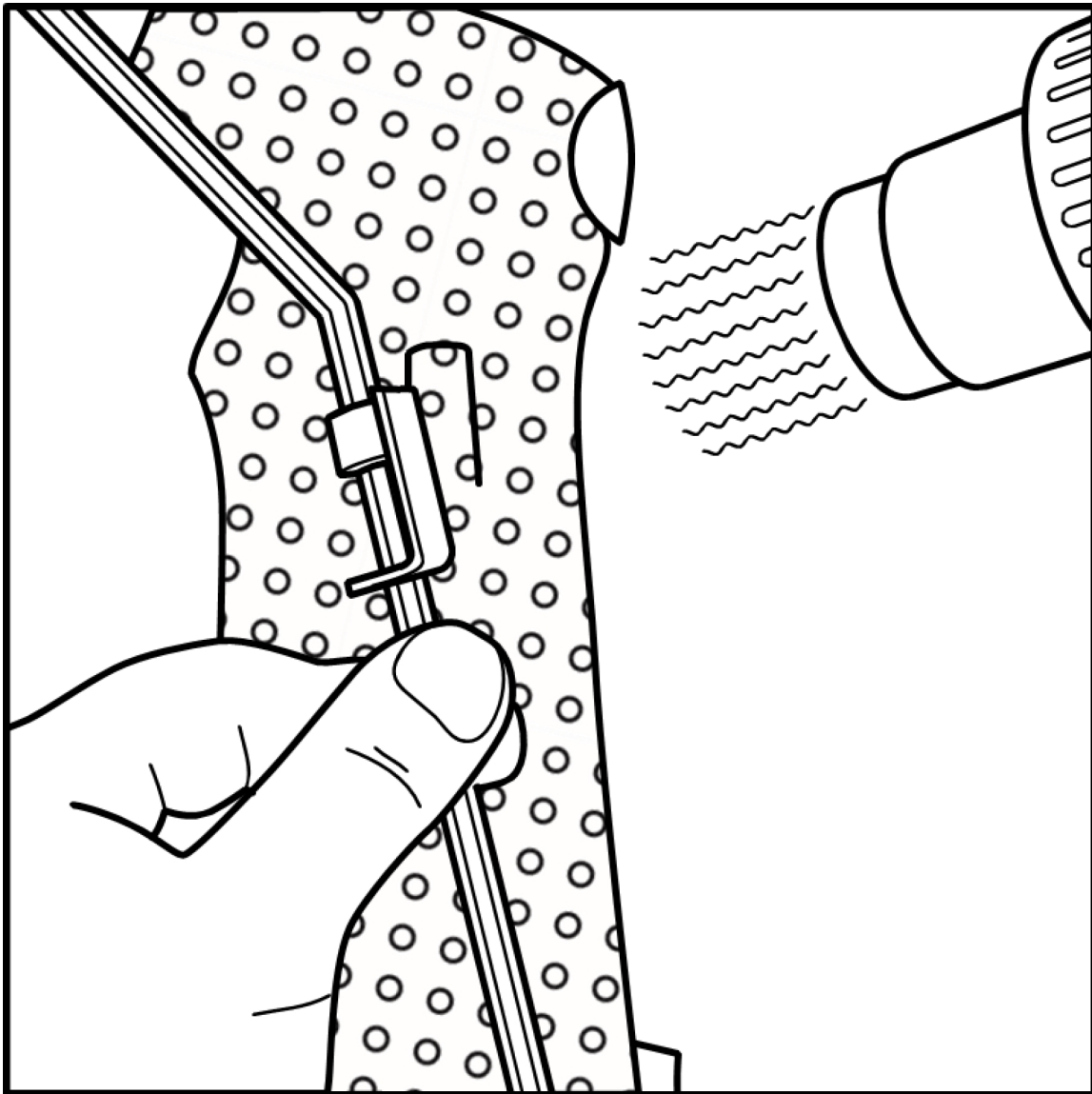


Heat the marked spots on the orthosis and the bottom of the fastening socle, with a heat gun (art. no. 35351). Firmly press the Single Orfitube Adjuster onto the orthosis.

The elastic traction force

The traction force is provided by braided elastic (art. no. 35312, 35313, 35314).

- Cut the elastic to the desired length
- Tie a knot at both ends of the elastic, and wrap a bit of (dry) heated ORFIT around it
- Then stick these ends to the finger loop as quickly as possible. Flatten ORFIT to avoid pressure onto the skin.



MAINTENANCE

The ORFITUBE structure and the supporting orthosis can be cleaned daily together with lukewarm water and soap (rinse thoroughly afterwards).

! Never use solvents.

Sterilisation of low-temperature orthoses with Orfitubes cannot occur in an autoclave, although gas sterilisation is an option. The orthosis can be disinfected with alcohol or a solution of commercial disinfecting soaps (HAC®, Sterilium®, etc.).

WASTE MANAGEMENT

After use, an orthosis with an Orfitube attachment can be discarded with the normal household refuse without having any negative impact on the environment harming the environment. The parts such as the Orfitube Ends and the Single Orfitube Adjuster can be reused if necessary.

INSTRUCTIONS FOR PATIENT

Provide as much information as possible about the exact application of the dynamic orthoses and the early symptoms of faulty wearing regimen. Draw the patient's attention to possible consequences of faulty operation of a dynamic orthosis and of the possible loosening of the Orfitube construction.

STORAGE

- It is advised to store the product in a dark, cool, dry place in the original packaging at temperatures of min. 10°C (50°F) and max. 30°C (86°F).
- Once removed from the packaging, the leftovers should be repackaged to avoid biodegradation.
- Do not lose the labels. They are crucial for product traceability.

GENERAL SAFETY ADVICE

- ***This product is not suitable for internal use. It may not be used on open wounds or in the mouth.***
- ***orthoses and rehabilitation aids made out of Orfit thermoplastics can only be made by qualified health professionals.***
- ***In the event of a serious incident that is related to the use of this product, you must report this to the distributor in your country. Please consult our website to find your distributor.***

ADDITIONAL INFORMATION

For additional information such as distributor contact information, product brochures, Safety Data Sheets, and regulatory information, please visit our website www.orfit.com.

Note:

It is prohibited to make alterations to this text without prior approval from Orfit Industries.
This product is a registered trademark from ORFIT INDUSTRIES BV.



ORFIT INDUSTRIES BV

Vosveld 9A | B-2110 Wijnegem | Belgium

T (+32) (0)3 326 20 26

welcome@orfit.com

www.orfit.com



Ref. Nr. 31200

Version 29

Last updated 1/12/2024

Revision date 1/12/2026