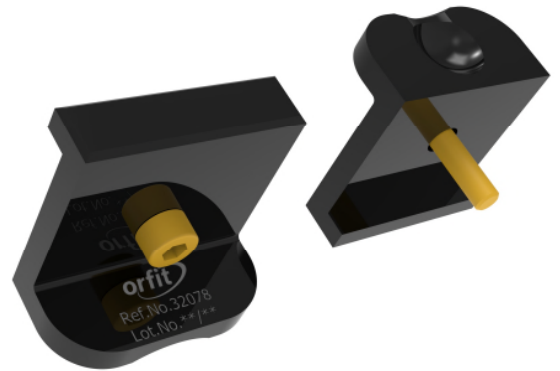


HIGH PRECISION BASE PLATE- TO-COUCH TOP FIXATION DEVICES FIXATION™ FOR PUSH- PIN BASE PLATES ON PRODIGY™ COUCH – 50CM – MR SAFE

Article No. : **32078**



A. GENERAL PRODUCT INFORMATION

The products referred to in these instructions are devices used to connect Orfit push-pin base plates to 500 mm wide couch tops with the Prodigy™ type indexing.

B. PRODUCT DESCRIPTION

The fixation device for push-pin base plates is designed for reproducible positioning and stable fixation of Orfit Industries base plate 32148, 32148/MR, 32148/3 and 32148/3/MR on 500 mm wide couch tops with the Prodigy™ type indexing.

C. FIXATION TO BASE PLATES

Fixation to the base plate

The fixation device consists of two pieces that are mounted on the rear side of the base plate as shown below:

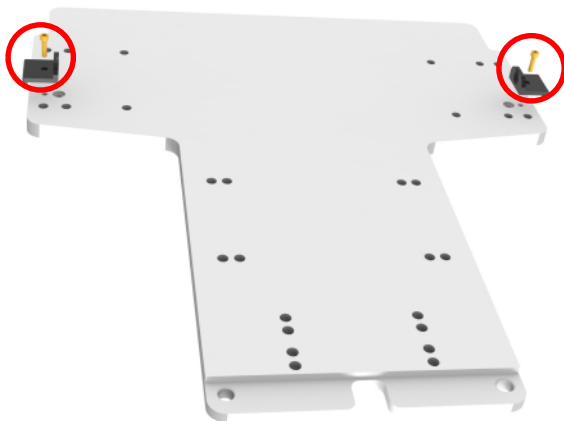


Figure 1 - Bottom view




Figure 2 - Top view

The two parts of the fixation device are mounted on the Orfit Industries base plate with the M6 x 20 screws supplied in the package.

Always mount the fixation devices on the base plate before installing the base plate on the couch.

D. STORAGE

Always store the product in a safe place to prevent it from getting damaged.
Store the product between +10 °C (50 °F) and 40 °C (122 °F).

E. PROPERTIES

Physical Properties

Dimensions (1 piece): L 35 mm x W 38 mm x H 25 mm
L 1,38" x W 1,50" x H 0,98"
Weight (1 piece): 0,1 kg
0,22 lbs

Mechanical Properties

The fixation device for Push-Pin Base Plates is made of POM. This provides the necessary stability to get accurate patient positioning even under frequent use.

This product is made entirely of electrically non-conductive, non-metallic and non-magnetic materials and is MR safe.



Warning: keep metal wrenches out of the MRI room.

Dosimetric Properties

Because of the high density of POM material, do not use in the path of the beam.

F. MAINTENANCE AND WASTE MANAGEMENT

This product can be cleaned and disinfected by means of an isopropanol based disinfectant, applied with a soft cloth. If unsure about the cleaning fluid, do not use.

Never use aerosol sprays, corrosive cleaning agents, solvents or abrasive detergents.

Periodic checks of the product should be done to insure the parts are not worn and require repair or replacement. **Do not attempt to make repairs yourself.** Contact your distributor if there are any questions or concerns.

The product can be disposed of with household waste.

G. ADDITIONAL INFORMATION

For additional information such as distributor contact information, product brochures, Safety Data Sheets and regulatory information, please visit our website www.orfit.com.

Note:

It is prohibited to make alterations to this text without prior approval from Orfit Industries.
LOXON™ is a registered trademark of Orfit Industries N.V. .



ORFIT INDUSTRIES

Vosveld 9A | B-2110 Wijnegem | Belgium
T (+32) (0)3 326 20 26
welcome@orfit.com

www.orfit.com



Ref. No. 50300

VERSION 1

LAST UPDATE: 12/11/2024

REVISION DATE: 12/11/2026